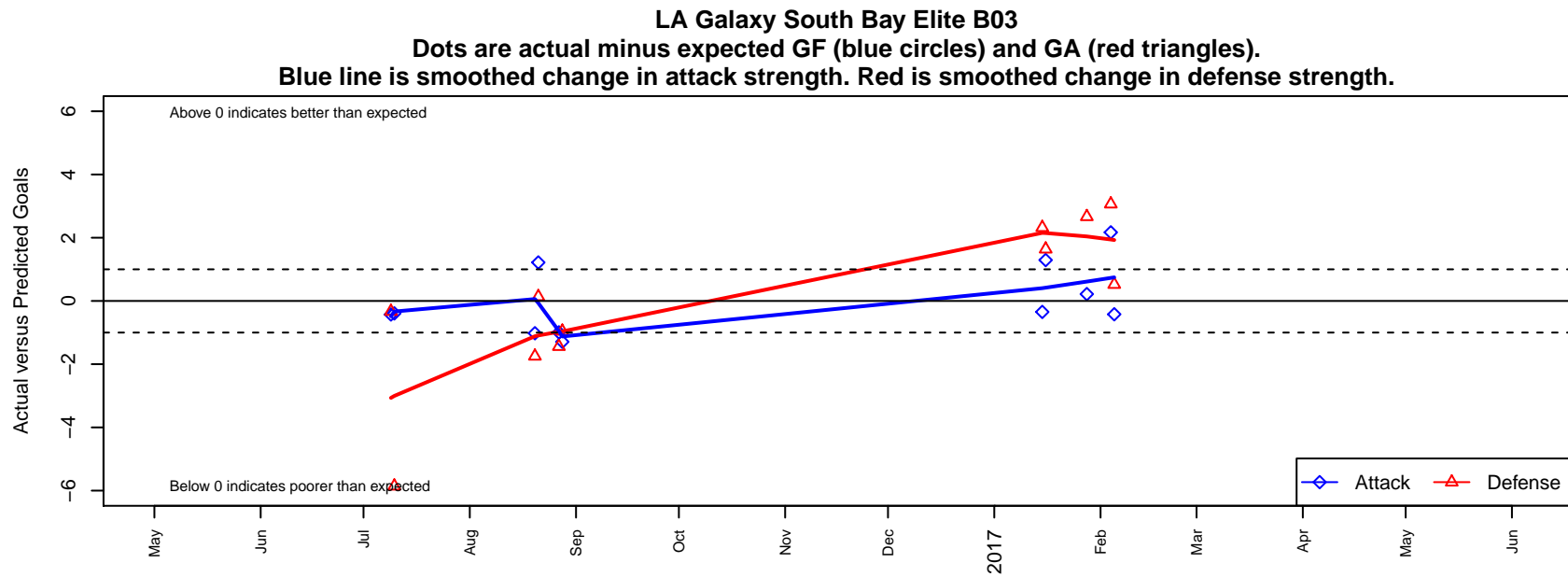


LA Galaxy South Bay Elite B03

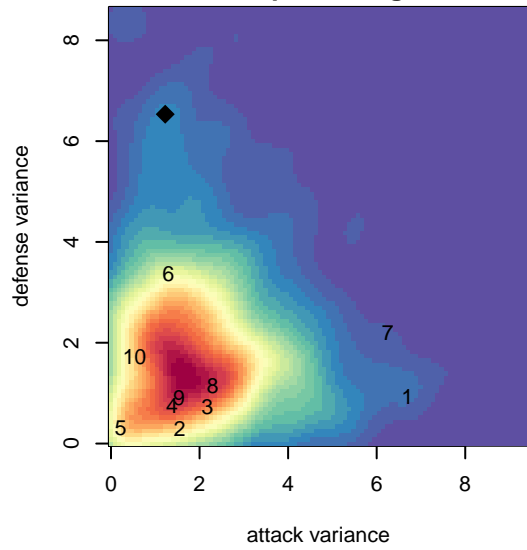
Los Angeles, CAS
B03 total strength=1598
attack=22.6 defense=11.17

alt names used:
LAGSB 2003 Elite

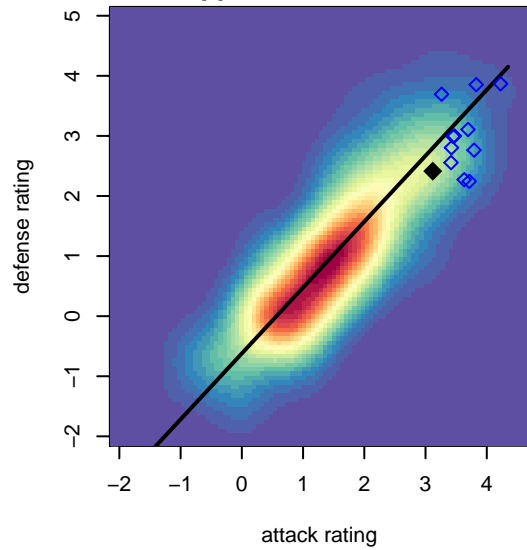
Venues played:
2016 FWRL CAS B03



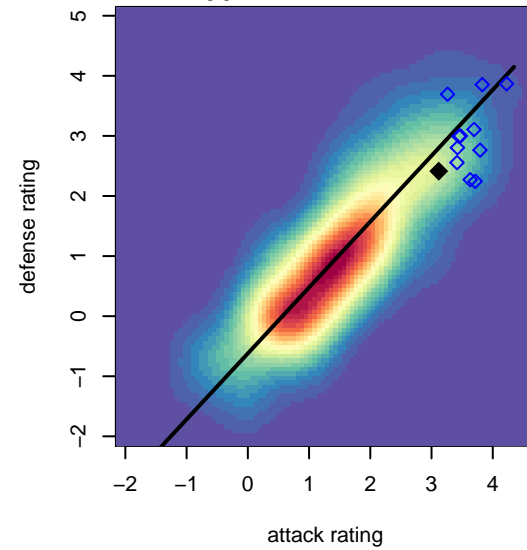
attack and defense variance (black dot)
relative to other teams
and top 10 in region



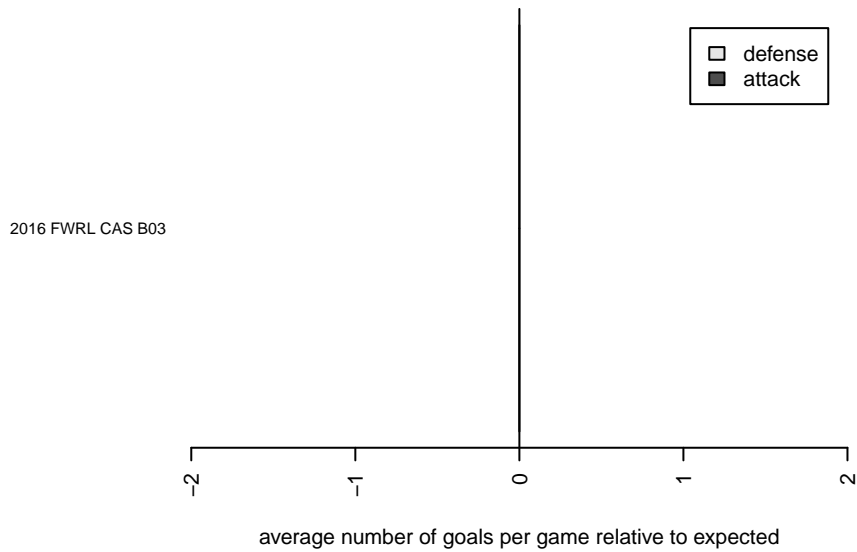
attack and defense rating
relative to others at age
and all opponents in last 13 months



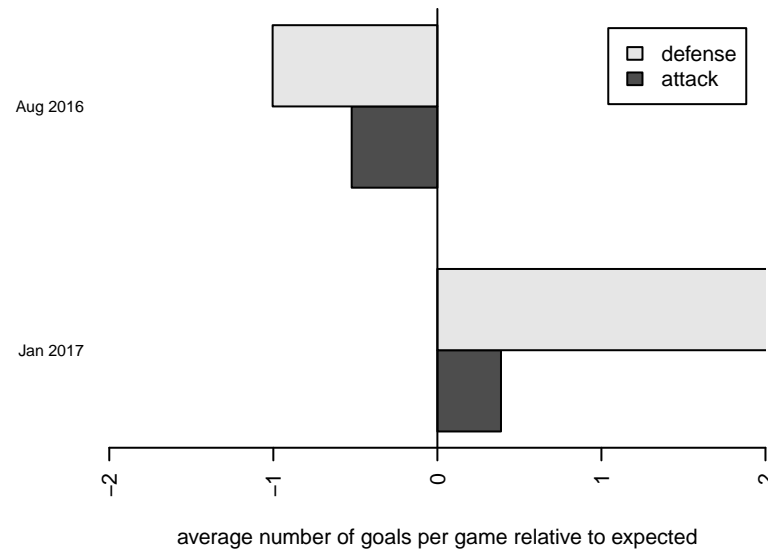
attack and defense rating
relative to others at age
and all opponents in last 13 months



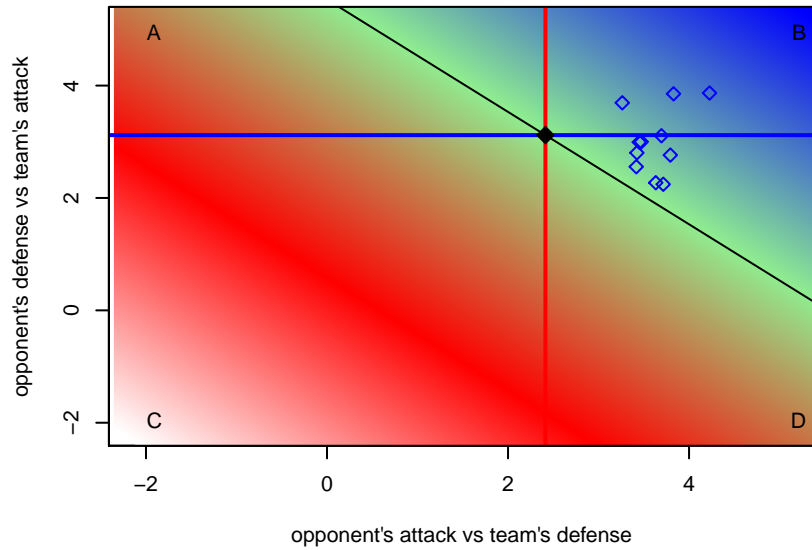
Performance relative to 13 month average



Performance relative to 13 month average



Distribution of opponents
 Red = Lose zone, Blue = Win zone, Green = Even
 Black line separates win/lose zones



lot. A=Neither has attack advantage, B=Opponent has both attack and defense advantage, C=Opponent has both attack and defense disadvantage, D=Both have

date	home		away		venue	pred.home	pred.away
2017-02-05	Xplosion SC B03	4	LA Galaxy South Bay Elite B03	1	2016 FWRL CAS B03	4.52	1.42
2017-02-04	Los Angeles United FA Academy Reserve B03	1	LA Galaxy South Bay Elite B03	3	2016 FWRL CAS B03	4.06	0.83
2017-01-28	LA Galaxy South Bay Elite B03	2	FRAM Premier B03	2	2016 FWRL CAS B03	1.78	4.66
2017-01-16	TFA California B03	3	LA Galaxy South Bay Elite B03	2	2016 FWRL CAS B03	4.64	0.71
2017-01-15	Oxnard United SC B03	3	LA Galaxy South Bay Elite B03	0	2016 FWRL CAS B03	5.32	0.35
2016-08-28	CDA Slammers Esparza B03	4	LA Galaxy South Bay Elite B03	0	2016 FWRL CAS B03	3.04	1.29
2016-08-27	LA Galaxy South Bay Elite B03	0	San Diego SC Academy Navy B03	5	2016 FWRL CAS B03	0.99	3.56
2016-08-21	LA Galaxy South Bay Elite B03	2	West Coast FC B03	4	2016 FWRL CAS B03	0.78	4.13
2016-08-20	LA Galaxy South Bay Elite B03	1	Strikers FC South Coast B03	6	2016 FWRL CAS B03	2.02	4.25
2016-07-10	LA Galaxy South Bay Elite B03	0	CDA Slammers Black B03	15	2016 FWRL CAS B03	0.39	9.14
2016-07-09	LA Galaxy South Bay Elite B03	0	LA Galaxy San Diego Elite B03	3	2016 FWRL CAS B03	0.43	2.67